

# 外形参考図 (SCHEMATIC DRAWING AND DIMENSIONS)

型番

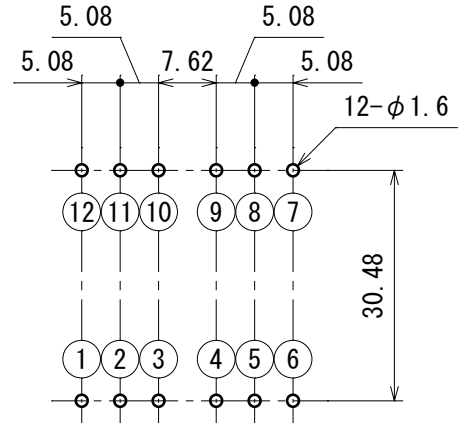
TYPE No.

KPQ3220

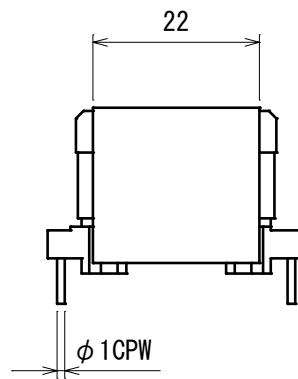
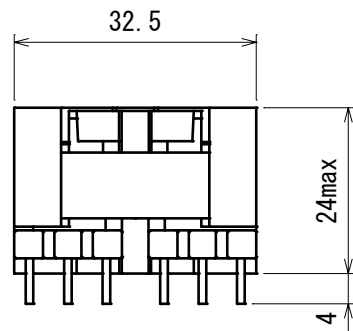
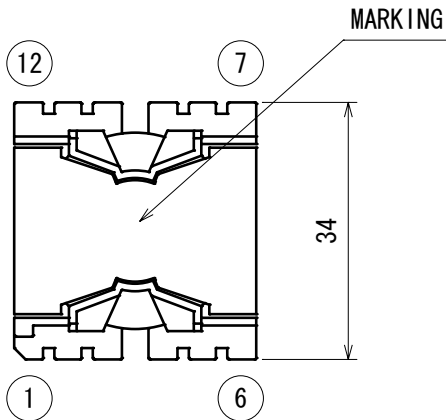
A  
B  
C  
D  
E  
F

A  
B  
C  
D  
E  
F

## 基板穴推奨寸法 (RECOMMENDED PWB HOLES)



公差 ±0.1mm  
(TOLERANCE ±0.1mm)  
部品面より見た図  
(TOP VIEW)



### 備考 (NOTE)

1. 図面における指定外寸法公差 ±1.0mm  
(LIMIT TOLERANCE)

B	03222T1ARF
C	3-32---5RF