

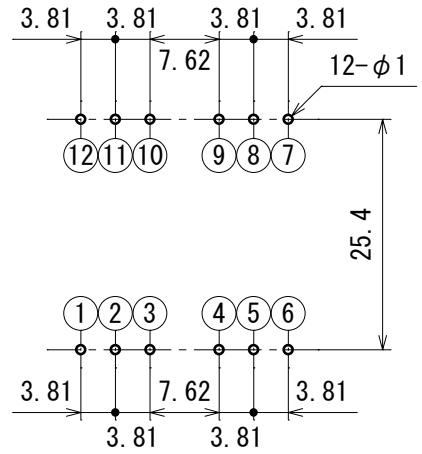
# 外形参考図 (SCHEMATIC DRAWING AND DIMENSIONS)

型番

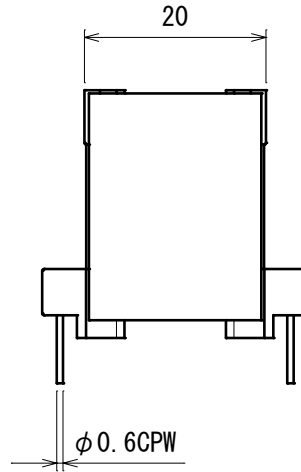
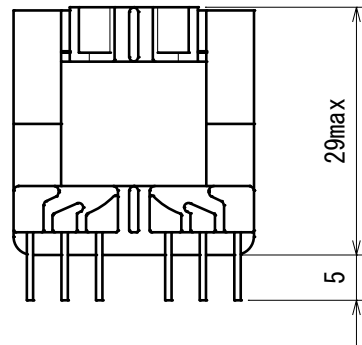
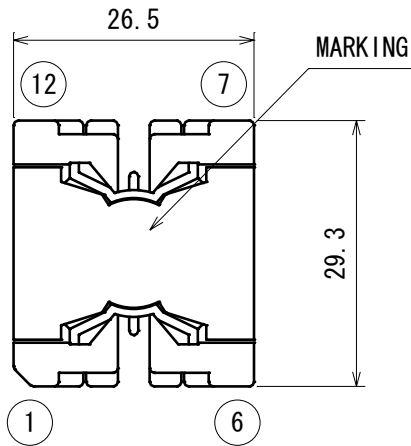
TYPE No.

KPQ2625

## 基板穴推奨寸法 (RECOMMENDED PWB HOLES)



公差  $\pm 0.1\text{mm}$   
(TOLERANCE  $\pm 0.1\text{mm}$ )  
部品面より見た図  
(TOP VIEW)



### 備考 (NOTE)

- 図面における指定外寸法公差  $\pm 1.0\text{mm}$   
(LIMIT TOLERANCE)

B 02619A1KRF

C 3-26---ERF