

外形参考図 (SCHEMATIC DRAWING AND DIMENSIONS)

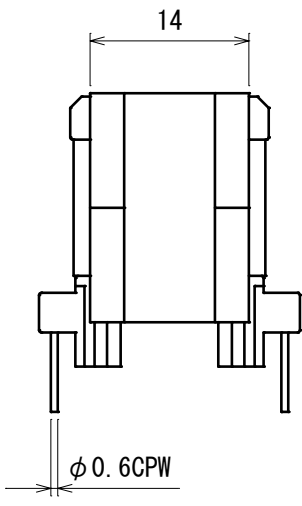
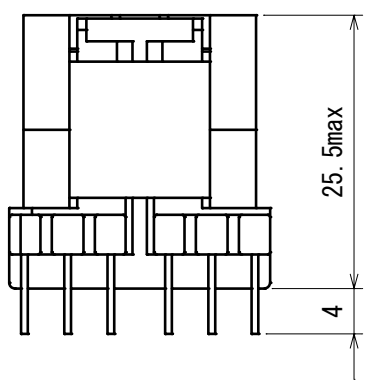
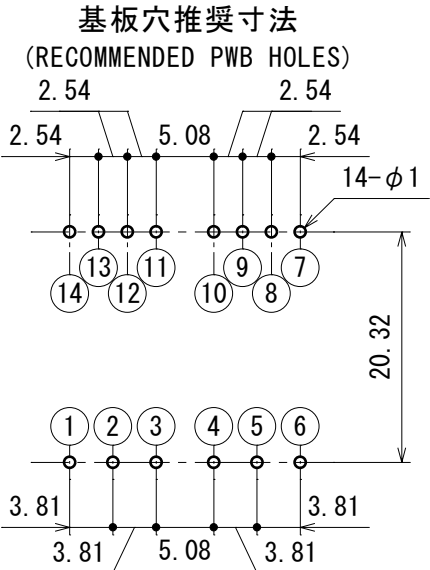
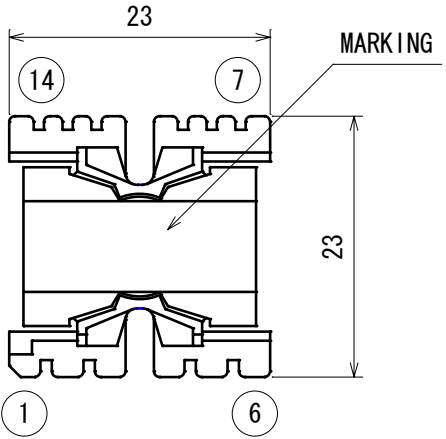
型番

TYPE No.

KPQ2020L

A
B
C
D
E
F

A
B
C
D
E
F



公差 ±0.1mm
(TOLERANCE ±0.1mm)
部品面より見た図
(TOP VIEW)

備考 (NOTE)

1. 図面における指定外寸法公差 ±1.0mm
(LIMIT TOLERANCE)

B	02014A*TRF
C	3-20---ERF