

外形参考図 (SCHEMATIC DRAWING AND DIMENSIONS)

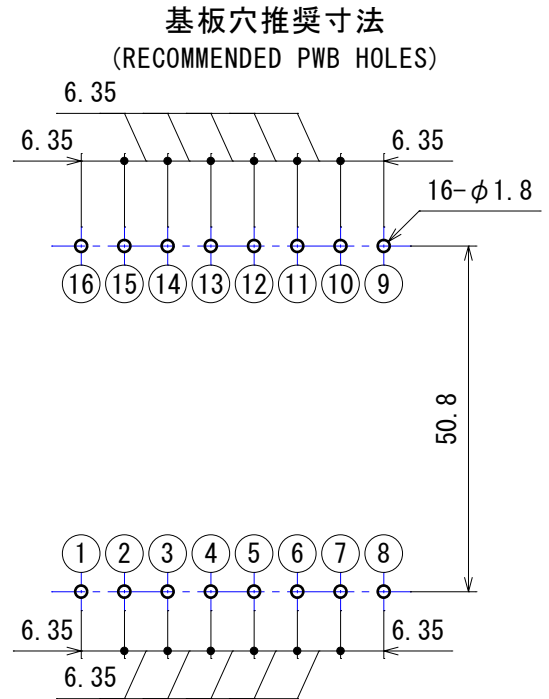
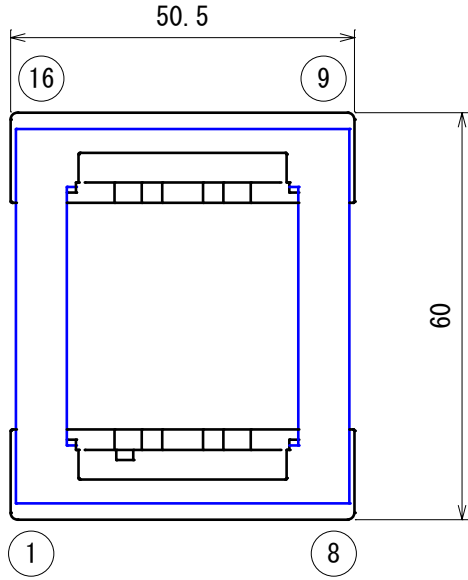
型番

TYPE No.

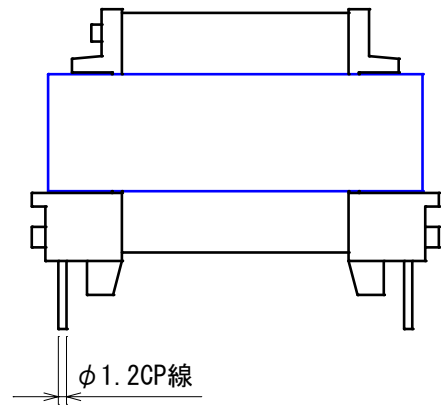
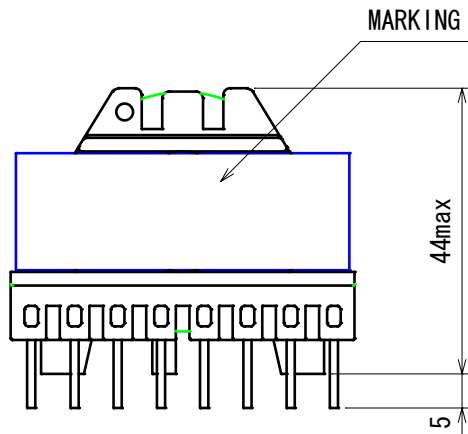
ER4917TF

A
B
C
D
E
F

A
B
C
D
E
F



公差 ±0.1mm
(TOLERANCE ±0.1mm)
部品面より見た図
(TOP VIEW)



備考 (NOTE)

1. 図面における指定外寸法公差 ±1.0mm
(LIMIT TOLERANCE)

| | |
|---|------------|
| B | 04917A2TRF |
| C | 3-49---CRF |