

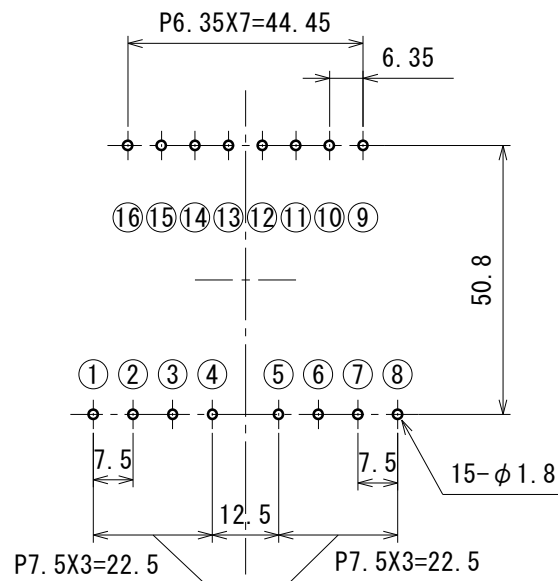
外形参考図 (SCHEMATIC DRAWING AND DIMENSIONS)

型番

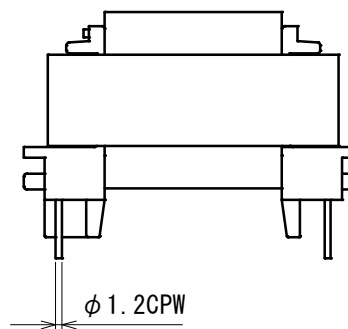
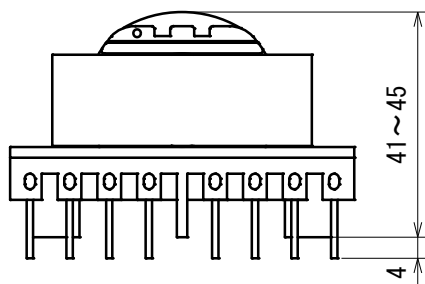
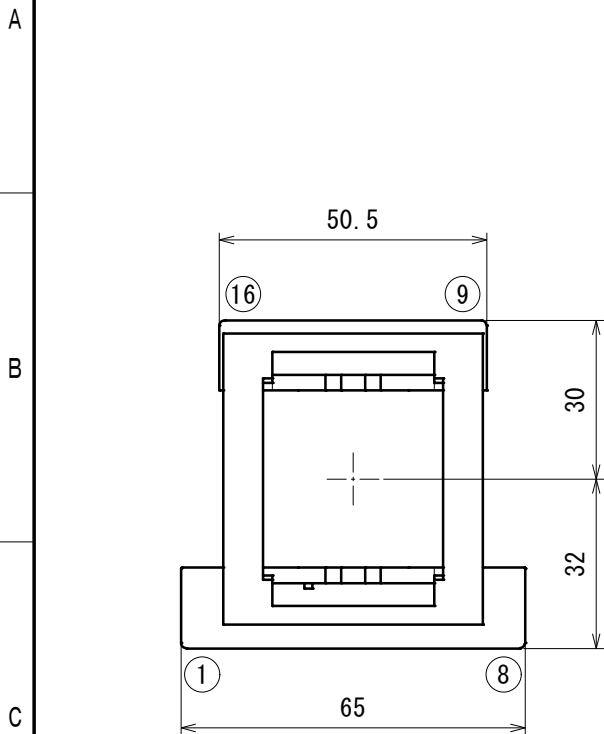
TYPE No.

ER4917BF

基板穴推奨寸法 (RECOMMENDED PWB HOLES)



公差 ±0.1mm
(TOLERANCE ±0.1mm)
部品面より見た図
(TOP VIEW)



備考 (NOTE)

1. 図面における指定外寸法公差 ±1.0mm
(LIMIT TOLERANCE)
2. 高さ寸法は巻線仕様により変動あり
(THE HEIGHT IS VARIED DUE TO WINDING SPEC.)

B 04917-PFRF

C 3-49---CRF