

# 外形参考図 (SCHEMATIC DRAWING AND DIMENSIONS)

型番

TYPE No.

ER4917

A

B

C

D

E

F

A

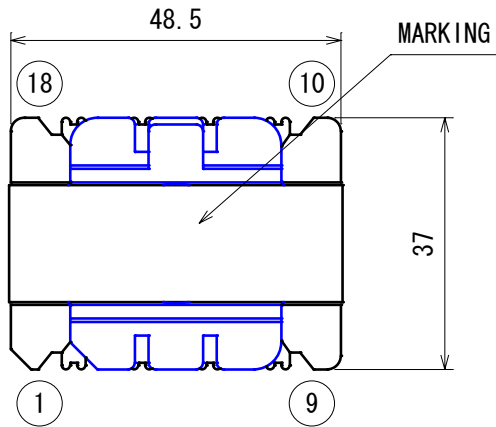
B

C

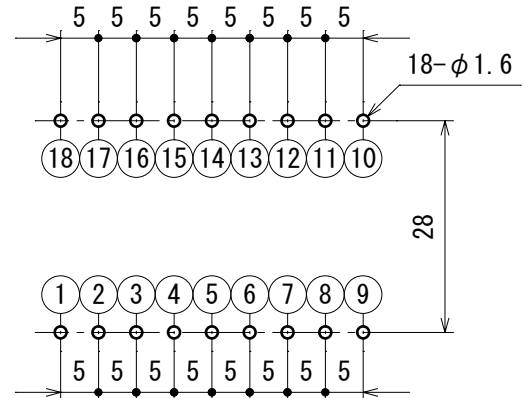
D

E

F

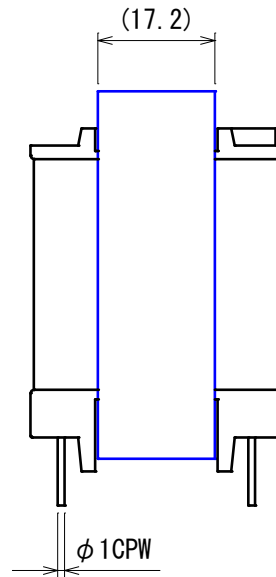
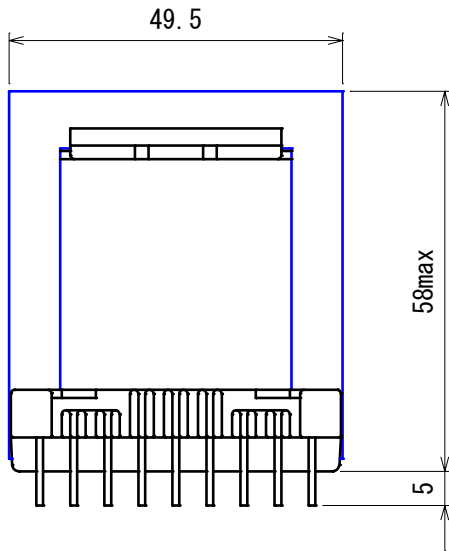


## 基板穴推奨寸法 (RECOMMENDED PWB HOLES)



公差  $\pm 0.1\text{mm}$   
(TOLERANCE  $\pm 0.1\text{mm}$ )

部品面より見た図  
(TOP VIEW)



備考 (NOTE)

1. 図面における指定外寸法公差  $\pm 1.0\text{mm}$   
(LIMIT TOLERANCE)

B 04917L1MRF

C 3-49---CRF