

外形参考図 (SCHEMATIC DRAWING AND DIMENSIONS)

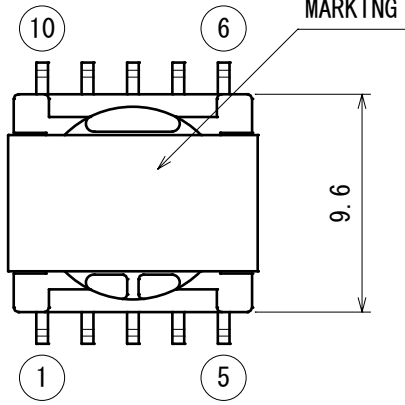
型番

TYPE No.

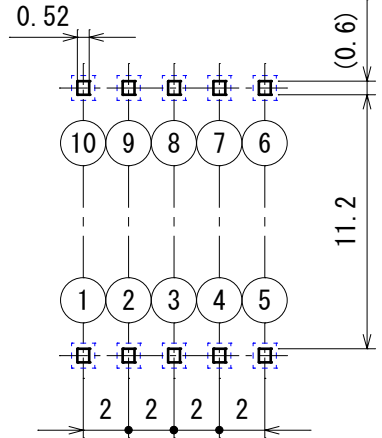
ER1104

A
B
C
D
E
F

A
B
C
D
E
F

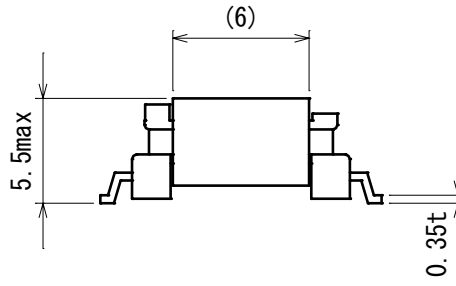
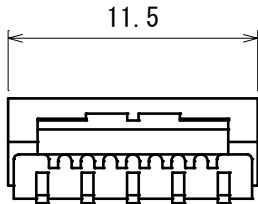


ピンレイアウト (PIN LAYOUT)



公差 $\pm 0.1\text{mm}$
(TOLERANCE $\pm 0.1\text{mm}$)

部品面より見た図
(TOP VIEW)



備考 (NOTE)

- 図面における指定外寸法公差 $\pm 1.0\text{mm}$
(LIMIT TOLERANCE)

B	01104A1KRF
C	3-11---3RF