

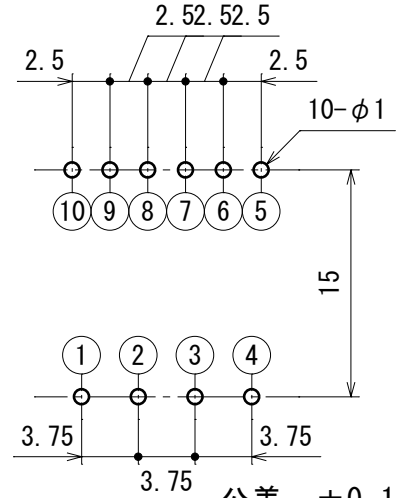
外形参考図 (SCHEMATIC DRAWING AND DIMENSIONS)

型番

TYPE No.

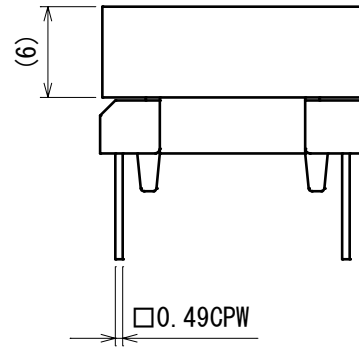
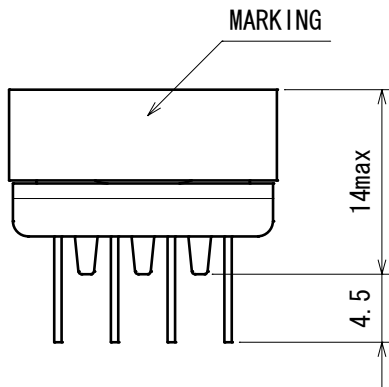
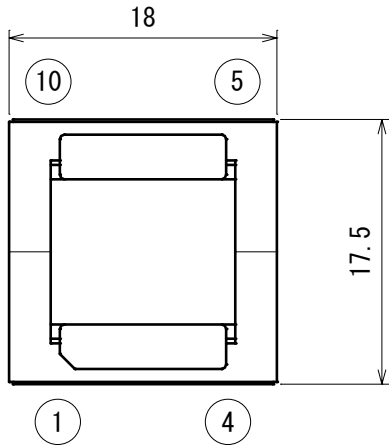
EP1706T

基板穴推奨寸法 (RECOMMENDED PWB HOLES)



公差 ±0.1mm
(TOLERANCE ±0.1mm)

部品面より見た図
(TOP VIEW)



備考 (NOTE)

- 図面における指定外寸法公差 ±1.0mm
(LIMIT TOLERANCE)

B 01706A1TRF

C 3-17---DRF