

# 外形参考図

(SCHEMATIC DRAWING AND DIMENSIONS)

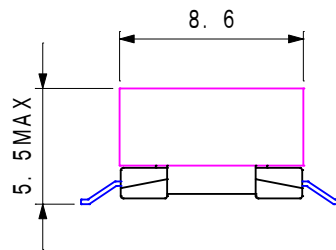
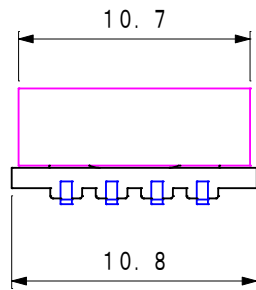
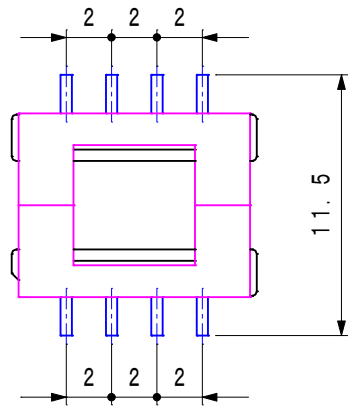
型番

TYPE No.

EP1004AS

## 基板穴推奨寸法

(RECOMMENDED PWB HOLES)



公差  $\pm 0.1\text{mm}$   
(TOLERANCE  $\pm 0.1\text{mm}$ )  
部品面より見た図  
(TOP VIEW)

### 備考 (NOTE)

- 図面における指定外寸法公差  $\pm 1.0\text{mm}$   
(LIMIT TOLERANCE)

B 01004SMD

C 3-10---D