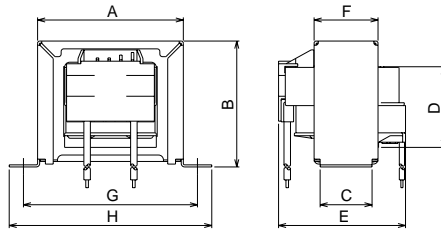


# KAMI ELECTRONICS IND. CO., LTD.

## リードタイプトランス LEAD TRANSFORMERS (ES TYPE)

### ● DOMESTIC(JAPAN) UL CSA IEC\*

#### ● TYPE ES-AH

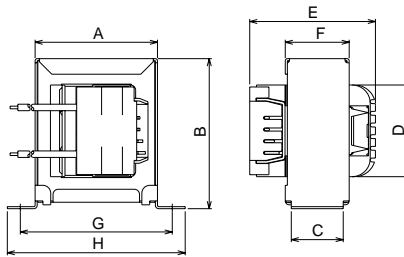



\*IEC規格非適合  
There are not meet IEC standard.

Model	A	B	C	D	E	F	G	H	VA
ES2815	29.5	27.0	12.0	18.0	34.0	16.5	35.0	43.0	2.0
ES2840	30.0	27.0	—	18.0	59.0	42.0	—	—	5.0
ES3511	36.5	32.0	10.0	21.0	36.0	13.0	46.0	54.0	2.0
ES4115	43.0	36.0	12.5	22.5	42.0	16.5	50.0	60.0	5.0
ES4118	43.5	36.0	14.0	22.5	45.0	21.0	50.0	60.0	8.0
ES4124	43.5	36.0	19.5	22.5	51.0	26.5	50.0	60.0	10.0
ES4160	41.5	33.5	—	22.5	90.0	60.0	—	—	20.0
ES4818	50.0	43.0	15.0	25.0	45.0	20.0	59.0	70.0	10.0
ES4825	50.0	43.0	20.0	25.0	52.0	27.5	60.0	70.0	15.0
ES5422	56.5	50.0	20.0	28.0	52.0	25.5	67.0	78.0	18.0
ES5727	60.0	51.0	25.0	30.0	57.0	29.5	70.0	81.0	30.0
ES6625	68.5	59.0	20.0	42.0	63.0	27.5	84.5	92.0	35.0
ES6630	68.5	59.0	25.0	42.0	68.0	32.5	81.0	92.0	40.0
ES6635	68.5	59.0	30.0	42.0	73.0	37.5	81.0	92.0	50.0
ES6645	68.5	60.0	40.0	42.0	83.0	48.5	83.5	96.5	65.0

ES2840-ES4160タイプは取付金具無し  
Model ES2840 and ES4160 has no clamper.

#### ● TYPE ES-AV

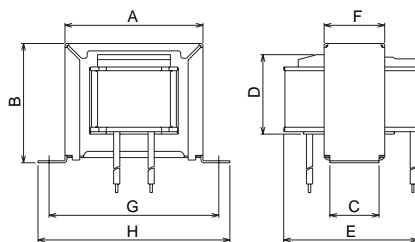


Model	A	B	C	D	E	F	G	H	VA
ES3511	31.5	37.5	10.0	25.0	36.0	13.0	40.0	50.0	2.0
ES4115	34.5	44.0	14.0	29.0	42.0	16.5	45.0	52.0	5.0
ES4118	35.5	44.0	14.0	29.0	45.0	21.0	45.0	53.0	8.0
ES4124	35.5	44.0	19.5	29.0	51.0	26.5	45.0	53.0	10.0
ES4818	42.0	51.0	16.0	32.0	45.0	20.5	52.0	62.0	10.0
ES4825	42.0	51.0	20.0	32.0	52.0	27.5	52.0	62.0	15.0
ES5422	47.5	58.0	20.0	36.0	52.0	25.0	58.5	68.5	18.0
ES5727	50.0	61.0	25.0	30.0	57.0	29.5	60.0	72.0	30.0
ES6625	58.0	71.0	25.5	44.0	63.0	28.0	71.0	81.0	35.0
ES6630	58.0	71.0	25.0	44.0	68.0	32.5	70.0	81.0	40.0
ES6635	58.0	71.0	30.0	44.0	73.0	37.5	70.0	81.0	50.0
ES6645	61.5	75.0	40.0	44.0	83.0	49.0	76.0	90.0	65.0

## 高出力リードタイプトランス HIGH POWER LEAD TRANSFORMERS (KS TYPE)

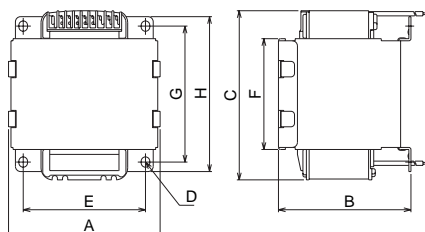
### ● DOMESTIC(JAPAN) UL CSA IEC

#### ● TYPE KS-AH



Model	A	B	C	D	E	F	G	H	VA
KS5422	56.5	50.0	20.0	35.0	60.0	25.0	67.0	78.0	18.0
KS5727	60.0	51.0	25.0	37.0	66.0	29.5	70.0	81.0	30.0
KS6655	72.5	65.0	52.0	42.0	100.0	59.5	87.0	101.0	80.0
KS7640	84.0	70.0	38.0	47.0	85.0	44.0	98.0	112.0	90.0

#### ● TYPE KS-FH



Model	A	B	C	D	E	F	G	H	VA
KS7660	90.0	78.0	110.0	5.0×6.0	71.0	65.0	79.0	90.0	130.0
KS8560	100.0	84.0	115.0	6.0×8.0	80.0	65.0	83.0	99.0	200.0
KS8580	100.0	84.0	135.0	6.0×8.0	80.0	85.0	103.0	119.0	270.0
KS9680	112.0	93.0	145.0	6.0×9.0	85.0	85.0	103.0	120.0	310.0
KS11460	128.0	105.0	130.0	6.0×8.0	100.0	68.0	83.0	102.0	390.0

VA means Capacity at 50Hz