

外形参考図

(SCHEMATIC DRAWING AND DIMENSIONS)

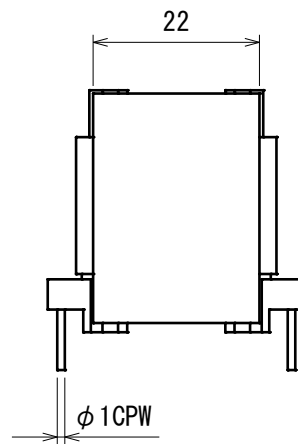
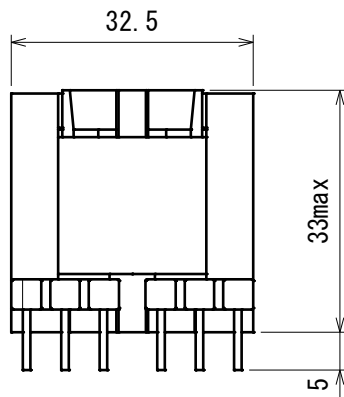
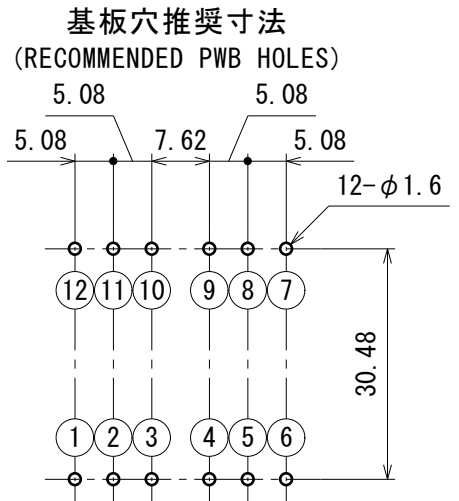
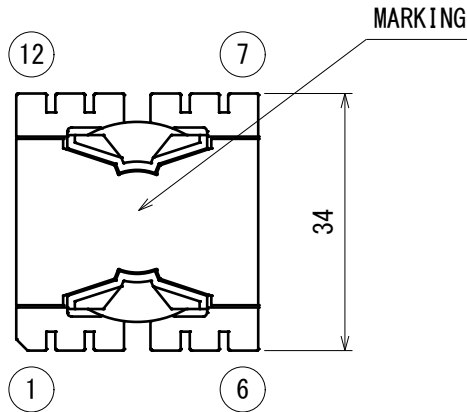
型番

TYPE No.

KPQ3230

A
B
C
D
E
F

A
B
C
D
E
F



公差 $\pm 0.1\text{mm}$
(TOLERANCE $\pm 0.1\text{mm}$)
部品面より見た図
(TOP VIEW)

備考 (NOTE)

- 図面における指定外寸法公差 $\pm 1.0\text{mm}$
(LIMIT TOLERANCE)

B	03222T2ARF
C	3-32---ERF