

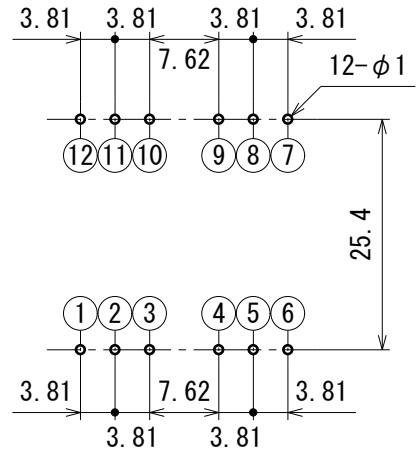
# 外形参考図 (SCHEMATIC DRAWING AND DIMENSIONS)

型番

TYPE No.

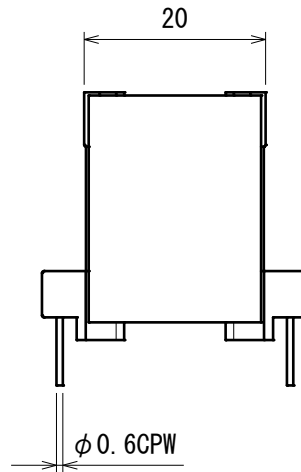
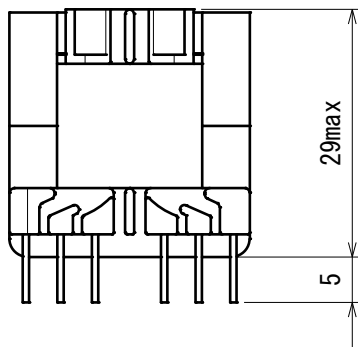
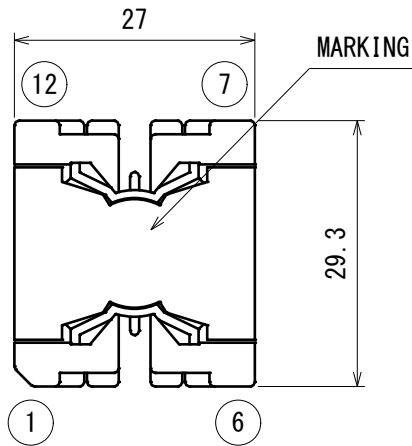
KPQ2625

## 基板穴推奨寸法 (RECOMMENDED PWB HOLES)



公差 ±0.1mm  
(TOLERANCE ±0.1mm)

部品面より見た図  
(TOP VIEW)



### 備考 (NOTE)

- 図面における指定外寸法公差 ±1.0mm  
(LIMIT TOLERANCE)

B 02619A1KRF

C 3-26---ERF