

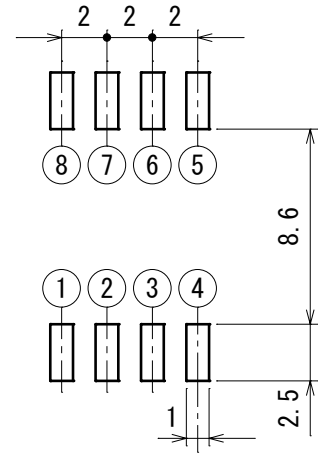
外形参考図 (SCHEMATIC DRAWING AND DIMENSIONS)

型番

TYPE No.

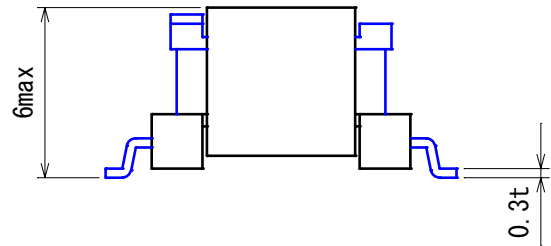
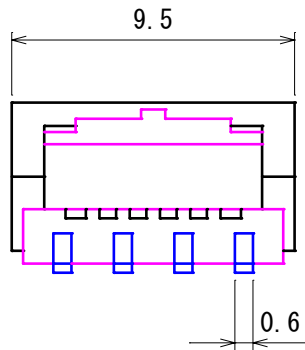
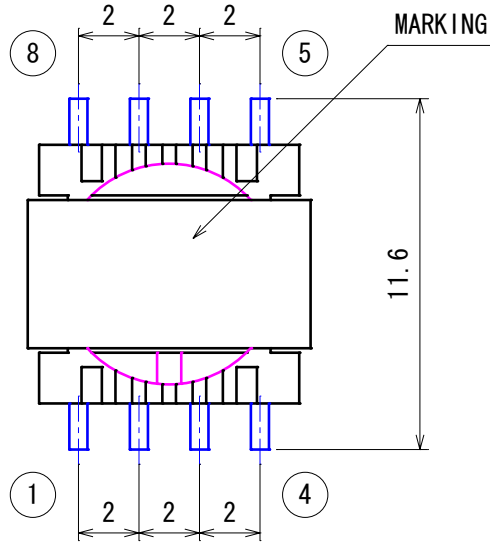
ER0905

基板穴推奨寸法 (RECOMMENDED PWB HOLES)



公差 $\pm 0.1\text{mm}$
(TOLERANCE $\pm 0.1\text{mm}$)

部品面より見た図
(TOP VIEW)



備考 (NOTE)

- 図面における指定外寸法公差 $\pm 1.0\text{mm}$
(LIMIT TOLERANCE)

B 00905A1TRF

C 3-09----RF